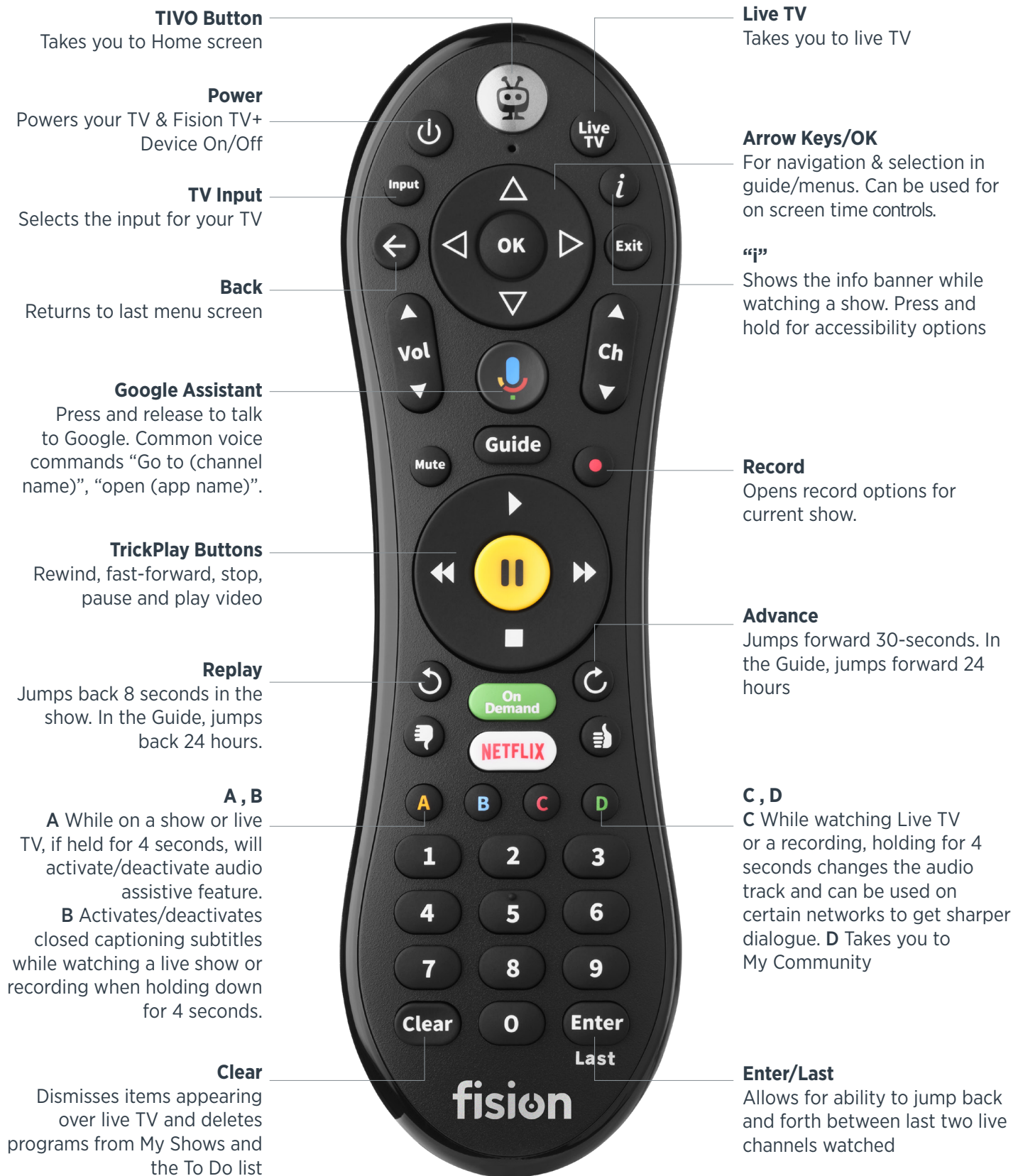


Your Favorite Remote Control


fisiontv+



Your Fision TV+ remote makes searching a breeze using voice commands or classic keyboard search.

Search by show title, episode title, show description, or person name (actor, director, etc.). The Fision TV+ service searches upcoming TV shows and movies, streaming videos (from sources like Netflix, Hulu, Max, and more), and On Demand all at the same time. You can even search for a particular channel by its network name or call sign (e.g., NBC or ESPN).

Voice Search

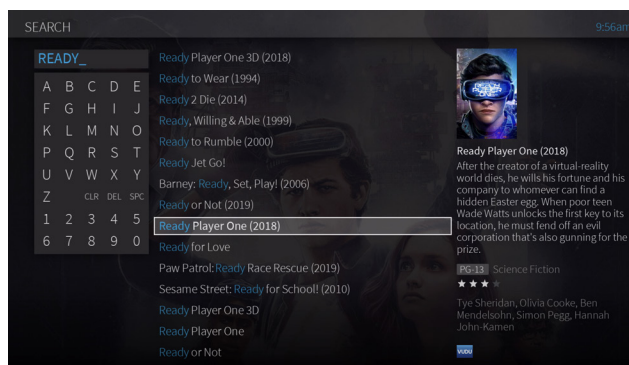
Use the Google Assistant button  on your remote to search live TV, jump to a show, open an app, or get recommendations to match your mood.

1. While viewing any Fision TV+ menu or watching TV, press and release the Google Assistant button on the remote.
2. Say a title, actor, sports team, keyword. Try the following:
 - Search by title or keyword: “Bob’s Burgers” or “Cooking shows”
 - Search by actor: “Dwayne Johnson” or “Tom Hanks movies with Julia Roberts”
 - Browse: “Find romantic movies” or “Show me sports movies”
 - Look for sports or specific teams: “Football” or “Golden State Warriors”
 - Navigate the TiVo menus: “Open Home”

Note: To find shows with your voice, your remote must be paired correctly with your Fision TV+ device. Usually, the remote is paired when you install the batteries, but if your voice is not being recognized, you may need to re-pair it.

Keyboard Search

1. From the Home screen, select Search.
2. Use the letter grid to spell out the title, person, or word you’re looking for. Press the arrow buttons to move around, then OK on each letter you want. As you select letters, a list of possible matches sorted by popularity appears on the right. For example, if you enter the letters HOW, you might see matches for the TV show “How I Met Your Mother,” and the director Ron Howard. Results are sorted by popularity, with better matches higher in the list.



3. Keep selecting letters until you see what you’re searching for. If you make a mistake, you can press REWIND to erase one letter at a time. Insert a space by pressing FAST FORWARD.
4. Use the RIGHT arrow to highlight the show or person name.
5. Press OK to view details, set up a recording or OnePass, or bookmark the show.